



Next Guild Meeting/Resource Day

January 29, 2011
at the
HOLY FAMILY PARISH HALL
5700 Nickerson Rd. West Sechelt

NOTE THE TIMES:

Doors open: 8:45 am
Mini Workshops: 9:00 am
Business Meeting: 11:00 am
Coffee/Snack Break, Show and Share
Program: Lynn Fanthorpe trunk show

Executive meeting follows 15 minutes after the program ends and all members are welcome to attend.

NEWSLETTER Deadline:

February 5th for the
FEBRUARY 2011 Edition

Things to Remember:

- coffee/tea cup
- donation to hostess group for snack
- library book(s)
- block of the month

This Months' Hostess Group:
Fat Quarters

Hostess Schedule:

Feb. 2011: Cotton Club
March 2011: Off the Wall
April 2011: Pender Harbour Piecemakers
May 2011: Gone to Pieces
Sept. 2011: ½ Moon Crazies
October 2011: Fat Quarters



Take a look of just some of what is inside:

Board contact.....	Page 2
Group Rep Contact & Library.....	Page 3
Resource Day & Executive Minutes..	Page 4
Quilt Show.....	Page 21
Mini Workshop Class.....	Page 11
Program Report.....	Page 13
Bus Trip	Page 14

President's Letter

“Happy New Year”



Hope you all had a great Christmas!
Santa was good again in our house. Hope you'll find this year full of great things.
Remember your President's Challenge is due at January Resource Day. Time also to think about your Quilt Show entry.

See ya on Saturday,
Darleen

Sunshine Coast Quilters' Guild 2010-2011 Board Membership

<i>Position</i>	<i>Name</i>	<i>Position</i>	<i>Name</i>
President	Darleen Vignal	Librarian	Maria Lodzinski
Vice President	Fay Bullock	Archivist/Photographer	Carol Adams
Past President/Sunshine Merchandise	Ann Willis	Block of the Month	Debbie Scott Billie Davies
Secretary	Sheila MacDonald	Youth Outreach	Rojean Trent Ann Selder-Korsch
Treasurer	Lee Ewing	Bus Trip Chairman	Sharon Roye
Assistant Treasurer		Charity Quilts	Penny Connell Lynda White
Membership	Cheryl Richards	Fibre Arts Festival Liaison	Nancy Climie
Program	Jeannette Lucas Martha Tatman	Quilt Show 2011 Chair	Fay Bullock
Mini Workshops/Programs	Carol Bowie & Nancy Climie	Comfort Society	Jean Minch Carol Chambers Irene Pratchett
Publicity	Christine Richardson	Website	Sybil Seel
Newsletter	Linda Kummer		

Advertising Rates:
1/4 Page for 1 issue..\$14.00....
8 issues...\$90.00
1/2 Page for 1 issue...\$21.00....
8 issues...\$125.00
Full Page for 1 issue...\$42.00...
8 issues...\$200.00
Please contact :
Christine Richardson @
dkkidd@dccnet.com

Newsletter Deadline
February 5, 2011
Send to Sybil Seel this month

Sewing Machine For Sale

Husqvarna Quilt Platinum 750
5 years old
Includes: Quilter's Kit and Fabric Mover Stitch
Regulator attachment.
4 extra feet
When brand new the total cost for all items was
over \$3000.00.
Make me an offer.
Any questions or to try the machine?
Call Rojean at 604-885-5000.

604-885-7140

J&L SEWING

- Sewing Machine Repairs - All Makes & Models
- Domestic / Commercial - Buy / Sell, New / Used
- Sewing Lessons

Judy & Len Schollen at your service

Satellite Group Rep contact information:

Pender Harbour Piecemakers: Jan Cox
604 883 9209 toothfairyquilter@dccnet.com

½ Moon Crazies: Jill Sullivan
604 885 6478 dsullivan@dccnet.com

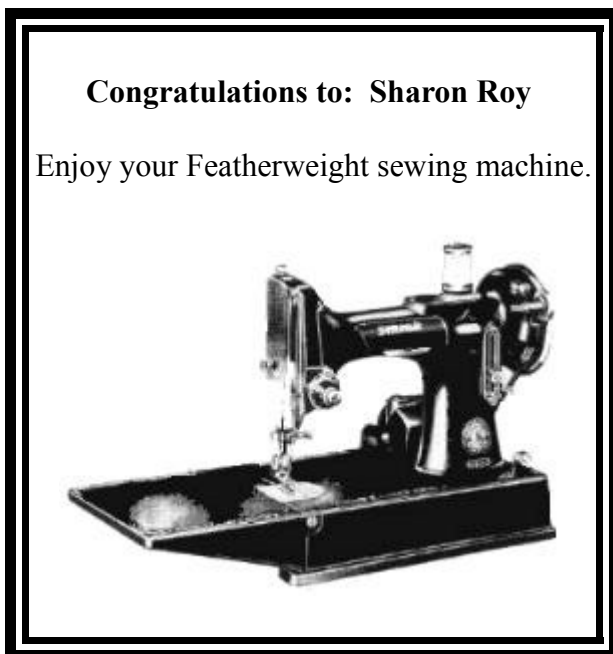
Fat Quarters: Judy Schollen
604 885 7140 bluesmom@dccnet.com

Loose Threads: Sonja Randall
604 885 7722 sonja_r@eastlink.ca

Gone To Pieces: Margaret Kurys
604 886 5489 mail4margi@dccnet.com

Off the Wall: Louise Keats
604 886 0275 llikeats@telus.net
and Kathy Conroy
604-886-0587 kthconroy@gmail.com

Cotton Club: Merrilee Baldock
604 886 2861 mbaldock@dccnet.com
and Gail Junnila - alternate
604-886-2999 waynegail@dccnet.com



FIBER ART SUPPLIES
LUTRADUR, KUNIN FELT
& PRESENCIA EMBROIDERY FLOSS



- * Needlework Supplies
- * Felting w/Merino Wool
- * 100% Cotton Fabric & Flannels

FREE pattern downloads
@ www.cambieartsupplier.com

THE PLACE FOR CREATIVITY
CAMBIE ART SUPPLIER

521 W57th Ave. Vancouver 604-323-1122



SunStones
beads • gems • jewelry gallery

- beads
- gemstones
- pendants
- chain
- findings
- tools
- books
- dvds
- jewelry gallery

Sandy Skene
5699 Cowrie St., Box 2124
Sechelt, BC V0N 3A0
604-885-5311
www.sunstonesbeads.com
info@sunstonesbeads.com

• specializing in unique beads, gems & pendants from around the world •

S.C.Q.G Resource Day Minutes.
November 27, 2010
Holy Family Church Hall, Sechelt. B.C.

Approval of Minutes for September 25, 2010

Eileen Evans motioned to approve the minutes of October 30, 2010. There were no questions arising from these minutes.

President's Report:

Darleen Vignal welcomed all to the meeting.

Hostesses of the Day – Halfmoon Bay Crazyies

Joan Harvey reported that the group had a successful retreat with 20 members sewing, talking and eating.

Treasurer's Report: Carol Bowie for Lee Ewing

Income past month \$1,297 with \$6,969 available in the account.

COMMITTEE REPORTS:

Secret Pal: Sybil Seel

Sybil reported that there will be no Secret Pal due to lack of response.

Block of the Month: Debbie Scott

The winner of the November blocks was Karen Biddlecombe.

Retreat Report: Anne Fraser, Barb Holt, Marie Malcolm

Date: April 7, 8, 9, 10th 2011 at Camp Sunrise, Langdale.

Teachers: Margie Davidson (Edmonton) – 3 spaces left in this class, Barbara Shapel (Washington) – class full, Anne Fraser will offer either a runner or placemat class if there is call for it.

Request for Groups to donate door prizes

Newsletter: Linda Kummer

Deadline for January is January 5th, ads and articles from members are welcome.

Program: Jeanette Lucas

Members can still obtain UFO sheets.

Lynne Fanthorpe will do a Trunk show in January. She and Judy Leslie will be doing a workshop on Sunday January 30, details will be in the newsletter.

Bus Trips – Sharon Roye

Sharon reported there would be a bus trip to Puyallip March 4th to 6th 2011, cost about \$225 to \$250 and one to the Powell River Quilt Show March 19,2011, the bus will hold 21 people so registration is required right away and the cost will be in the neighbourhood of \$40

Penny Connell spoke about the Sri Lankan boat people and the 20 women and 11 children who are incarcerated with nothing to do. She asked that members donate have needles, thread, fabric, knitting

supplies, etc so that she can make up packages. Items can be left with Jill Sullivan.

Draw for Featherweight Machine

The draw was done and the winner of the machine was Sharon Roye.

Food Bank

A TOTAL OF \$155.00 WAS COLLECTED FOR THE FOOD BANK.

and that response was excellent.

Bus Trips – Sharon Roye

Sharon reported that Hands Across the Water is in early October 2011 in Powell River and that she would organize a bus trip for this event.

The meeting adjourned at 2:00 pm.

Note from Penny Connell to the Members of SCQG

“The following is an email from my friend, Leslie, regarding the Sri Lankan ladies and all the stuff we donated. We done good!! Thanks very much to all.”

“I delivered the gifts to Helen and she was very pleased. The ladies are currently knitting slippers so the wool will really be welcome. Helen was going to try to make up parcels for them for Christmas and keep the rest of the goodies for later use, as there was so much stuff.

Many thanks again and do pass this message on to the wonderful ladies on the Sunshine Coast for their generosity”. Blessings, Lesley

I Have the Stash Disease - anonymous (from the internet)

“I had to write a poem for a class I'm taking and thought it an impossible task for a 43-year-old with no imagination. I am a real beginning quilter, just starting to piece, but have been buying material for quite some time. I have the stash disease. After I wrote this, my teacher told me I should make sure other quilters get a chance to read it and get a chuckle. Enjoy.”

I Have the Stash Disease

Fussy, Fusible, Foundations
Sashes, Stashes and Strips
Folding, Measuring and Cutting
Quarters up to my Hips!

Patterns and Paper and Piecing
Borders, Backing, Binding
Running and Rocking and Stabbing
Stop Darn Thread from Winding!

Stabilizers, Selvages, Seams
Thread it, Wrap it and Pull
Batting and Bearding and Basting
Oh, Blast this Bloody Wool!

The Hoop or The Frame or The Lap
Thimbles, Thangles, Theory
To Stitch-n-Ditch or Rock-n-Roll
Gee, My Eyes are Weary!

Universals, Sharps and Between
Nearly at the Ending
Feathers, Echoes and Appliqués
Time to do some Spending!

S.C.Q.G EXECUTIVE MEETING MINUTES.
JANUARY 8, 2011
5757 SURF CIRCLE
SECHELT, B.C.

In Attendance:

Darleen Vignal	Fay Bullock
Sheila MacDonald	Lee Ewing
Carol Bowie	Jill Sullivan
Nancy Climie	Jeannette Lucas
Sybil Seel	Marie Malcolm
Louise Keats	Rojean Trent
Christine Richardson	Linda Kummer
Judy Schollen	Jean Minch
Irene Prachett	Carol Chambers
Penny Connelly	Anne Willis
Carol Adams	

Approval of Minutes of October 30, 2010

Minutes of the Executive Board meeting held October 30, 2010 were approved.

Business:

No Business arising from minutes.

Evaluation of Resource Day: Darleen Vignal

Generally positive feedback, however program was noted to be difficult to follow "What was I Thinking?"

Secretary's Report

A letter of thanks from CQA was read, this was in regard to our sponsorship of their Bronze Thimble in the amount of \$100.00.

Sheila requested that all inquiries regarding any notices, and/or reminders that she distributes be sent to Darleen so that only one person is getting these responses and Darleen is the one to take any action should there be one.

Treasurer Report: Lee Ewing

There has been \$276.00 net income since last meeting bringing the bank balance over \$12,000.00, some of which is earmarked for activities such as the Retreat, Bus Trips and Quilt Show. The insurance premium of \$1,030.00 has been paid. Lee noted that this Liability Insurance does not cover trips to the USA and that that all participants must carry their own insurance for bus trips to the USA.

Lee also noted that the donation to the Food Bank must be channeled through the financial statements of the Guild and that she would make the appropriate entries

S.C.Q.G EXECUTIVE MEETING MINUTES.
JANUARY 8, 2011 - PAGE 2

COMMITTEE REPORTS

Comfort Society – Jean Minch

Jean reported that it was time for the bursary amount of \$500.00 to be sent to Capilano University and if there were no objections she would send the cheque.

Sheila MacDonald requested information regarding the donation of a Baby quilt to the New Years Baby. There has been a request for this year's baby to be given a quilt but there is no set procedure for this. There is a quilt available for the 2011 Baby, and the Comfort Society will be invoiced for this quilt.

Following discussion it was felt that this should fall under the umbrella of Charity Quilts and this procedure should be an addition in the policies being developed for the Charity Committee.

Group Liaisons:

Pender Harbour Piecemakers – Marie Malcolm

The Piecemakers meet the 1st and 3rd Wednesday of the month from 10 am to 3 pm at the Old Church. The Group is sewing pillow covers for an individual and the funds received will be used subsidize the Retreat they are planning.

Off The Wall – Louise Keats

The members have made 5 lap quilts which were given to Totem Lodge and also adopted 2 residents of Christiansen Village to whom they gave a quilt and wall hangings as Christmas gifts. Off the Wall meets the 2nd and 4th Thursday from 10 am to 1 pm at Cardinal Hall.

Fat Quarters – Judy Schollen

The Group meets on the 3rd Sunday of the month from 9 am to 4 pm at Greencourt, and hold a brief business meeting at 1 pm. The Group is making Wheelchair Quillows as a charity project.

½ Moon Crazies – Jill Sullivan

The Group meets on the 2nd Sunday of the month from 9 am to 5 pm at Greencourt. The Group holds an annual retreat.

Publicity – Christine Richardson

All efforts are being spent on publicity for the Quilt Show.

Mini Workshops – Carol Bowie

Workshops are running at a deficit, as 8 students are required for each workshop to break even. Coming Up:

- January – Introduction to Silk Ribbon Embroidery (Carol Bowie) and Embroidery with Shisha Mirrors (Louise Argyle)
- February – Dorset Buttons (Joanne Segate) and Simple Applique (Hilary Henderson)
- March – English Paper Piecing (Shirley McCaughtrie)

Teacher required for Embroidery 101 and another workshop to complete the year.

S.C.Q.G Executive meeting minutes.
JANUARY 8, 2011 - PAGE 3

Youth Outreach – Rojean Trent

Classes offered at Sew Easy on Monday and Tuesday which are well attended, the students will be making Art Quilts for the Quilt Show. There is also a Quilt Club at Elphinstone School in Gibsons on Mondays.

Archives – Carol Adams

Carol inquired about a more up to date camera, which Anne Willis has found. Carol also requested help because she is going on vacation.

Merchandise – Anne Willis

Anne will obtain contacts from Rojean in order to get estimates of cost for crests. It was decided that Members could sew crests on any jacket vest or sweatshirt they already have.

Program: Jeanette Lucas

- Free Motion Classes with Judy Leslie are to be held Friday, January 28 for Beginners and Sunday, January 30 for Advanced.
- Jelly Roll Jack Pot Class – Saturday, February 12, 2011 with Nancy Climie
- February Resource Day – Juried Quilts – Samples and actual comments from the last Quilt Show to be discussed.
- March Resource Day – Saturday Sampler
- April Resource Day – Dianne Stephenson Trunk Show and Talk
- May Resource Day – Out of Bounds Quilters Trunk Show

Raffle Quilt – Jill Sullivan

Jill reported that the raffle quilt would be assembled this coming week, and that Hilary Henderson would quilt it in March. Tickets will be available for sale for 3 months prior to the Quilt Show.

Quilt Show – Fay Bullock

There will be a meeting January 25, for Committees. Faye announced that she felt that all Satellite Group Banners should be in the parades and that she hoped that more people would participate in the parades.

Set up for the Quilt Show is Thursday, June 30 and the Show is July 2nd and 3rd. Everyone is encouraged to sign up for duties and the sign up sheets will be available at Resource Day starting in March. Faye reported that she is organizing a Heritage section for the show and needs old quilts for the display.

Newsletter – Linda Kummer

Linda reported that January's Newsletter is very large. All submissions for February should be sent to Sybil.

The meeting Adjourned at 2:00 pm.



WIN!!




Sew Easy Sew Easy

PFAFF QUILT EXPRESSION 4.0

Stop in for Details
SIDEWALK SALE

starts
SATURDAY JAN. 15th

MEGA DEALS!!
Watch your email for upcoming classes.



1-4047 Norwell Drive
Nanaimo, BC, V9T 1Y6
1.250.756.2176 or 1.800.789.1730
info@snipandstitch.com
http://www.snipandstitch.com

New Class Schedule is now Available

Winter Festival Open House

Fri. Nov. 19 9am-9pm
Sat. Nov. 20 9am-5pm
Sun. Nov. 21 11am-5pm

Husqvarna * Janome * Jenny Haskins

Euro Tech
Sewing Machine Repair

ALL DOMESTIC SEWING MACHINES & SERGERS
FORMER ALBEE'S SEWING CENTRE TECHNICIAN

Factory trained by

PFAFF	HUSQVARNA
BERNINA	ELNA

Wei Hin Ng
Service Technician
t: 604.568.1238
w: www.eurotechsewrepair.ca



Serving the Vancouver area since 1989



Creative Edge Quilting & Sewing

2065 Old Dollarton Rd., North Vancouver, B.C. V7H 1A6
604-982-0088

Join our e-mail list for upcoming specials at creativedge@telus.net

Specializing in Hoffman Batiks, African Hand-dyed fabrics, Moda & more. Australian stitchery patterns & quilt patterns from local designers. Hand-dyed extra wide backs & regular extra wide backs.



Hamels

FABRICS & QUILTING

Canada's Largest On Line Quilt Shop

Drop by & Visit Our Brand New Location
We are truly "Quilting In The Country"

Or:
Shop online at: www.hamelsfabrics.com
Email: hamelsfabrics@shawcable.com

Toll Free Order Line: 1-877-774-2635
5843 Lickman Rd. Chilliwack, B.C. V2R 4B5
Directions: Heading East or West On Hwy #1, take the Lickman Rd Exit
Head south on Lickman Rd for approx. 4 km. When you cross the railroad
tracks you are almost there.

Hints:

From the Comox Schoolhouse Quilters newsletter addressed to their Editor:

Hi Ardythe.....I have a hint that others found helpful as well as I. When pressing small bindings, trims etc, with a hot iron, especially a steam iron, a good way to save the finger tips from excessive heat & steam is to wear our quilting gloves. Someone maybe has a better idea, but when in a pinch and with sore fingers, this worked well. Johanne


From the latest issue of Fons & Porter's

I attach a couple of adhesive-backed floor protectors to the bottom of my foot peddle to keep it from sliding. They're made to keep furniture from scratching floors. Maxine

Quilt Show 2011 – Raffle Quilt

The Raffle Quilt blocks are assembled. The Quilt will be sewn together on Jan. 12th and 13th and will then be quilted by Hilary Henderson in the first week in March. After the binding and label is put on, the quilt will be passed to the Comfort Society for raffling.

Jill Sullivan 604 885-6478
Sharon Roye 604 885-4168



MINI WORKSHOPS 2010 – 2011

09:00 to 10:30 am

CLASS FEE \$5.00


(Register with Nancy, next to the Membership table, before going to the class)

CORRECT CHANGE WOULD BE APPRECIATED

Shisha Mirror Embroidery with Louise Argyle

Learn how to do the stitch that holds mirrors in place: it looks complicated but if you can do buttonhole stitch and chain stitch, you can do this stitch. Shisha mirrors will be provided as part of the kit but if you have a special round, flat object up to an inch in diameter that you would like to use instead, feel free to bring it, along with scissors and a thimble (if used).

Class size limited to 8. Kit fee: \$3.00 (correct change would be appreciated)



Introduction to Silk Ribbon embroidery with Carol Bowie

Kit Fee \$3.00

Supply List: Please bring a 6" or 8" embroidery hoop and small sharp scissors.

All other materials will be supplied (correct change would be appreciated)

Any who have done a project using these techniques are encouraged to bring it along as Show and Share to inspire others.


Upcoming workshops in 2011 include Introduction to Silk Ribbon embroidery, Dorset Buttons, Embroidery 101, English Paper Piecing, and more.

Please chat with us. We are very interested to hear what you want to learn - or can teach - at a Mini Workshop this year. - Nancy Climie and Carol Bowie



Join us for Saturday Sisters 6
Metropolitan.

See our new
Block-of-the-Month
Cinnia



Great classes ~ basics to advanced.
Fabric collections Luna Notte,
Fruitcake, and Kaffe Fassett prints.
Visit us and be inspired!

THE CLOTH SHOP
4415 West 10th Avenue
Vancouver
604-224-1325

INSPIRING FABRICS • PATTERNS & BOOKS • NOTIONS & GIFTS



Creative Quilting for All Life's Phases



Open Daily!
1689 Government Street at Fisgard
Phone: (250) 383-4023
www.satin-moon.com

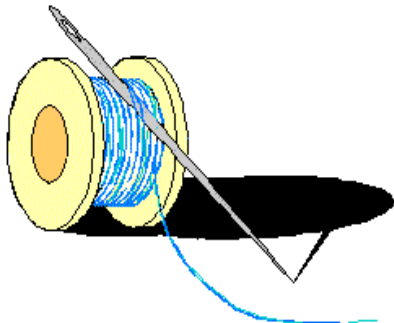
Value
Quality
Inspiration
Celebration
Always at Satin Moon

Christmas Bazaar Dec 5 - 12

Carol's Easy Quilting

I love my **B-Line 18"** Machine on the **B-Line**
Studio Model Quilt frame – call me,
Carol Bowie, to set up a time to test drive.
You'll love it too! 604-885-4127

Email: quiltscrapqueen@dccnet.com



FIBER ART SUPPLIES

LUTRADUR, KUNIN FELT
& PAINTSTIKS
amazing effects for Art Quilts
Over 28,000 creative items online

CAMBIE ART SUPPLIER
THE PLACE FOR CREATIVITY




- * Needlework Supplies
- * Felting with Merino wool
- * Check out our Floor Cloth
& Toothbrush rugs

BOOKS & MAGAZINES

FREE pattern downloads
& Demo Info @
www.cambieartsupplier.com

521 W57th Ave. Vancouver
604-323-1122





Once again I will be collecting your old greeting cards and calendars for recycling. The cards and calendars are made into recycled booklets that are used as part of teaching English in a Missionary School in Mexico. Thanks you for your continued support of this worthy program.

Joanne Segate

Program Report for January 2011

Greetings Quilters!

Your Program Planners have been busy setting up some stimulating events for the next few months.

Coming up at the end of January are two one-day **Workshops on Machine Quilting** with one of Canada's best, **Judy Leslie**, winner of the Best in Show at Quilt Canada 2010! The classes are on Friday, Jan. 28th and Sunday, Jan. 30th, 2011. Spaces are still available in both **Level 1 (Very Beginners on Friday)** and **Level 2 (Some machine quilting experience on Sunday)**. Please contact me, ASAP, by phone or e-mail to sign up for this unique class.

Nancy Climie will be teaching a class on Saturday, Feb12th from 9:30 to 4:00, introducing a **Jelly Roll Jackpot!** 2 ½ inch strips are very versatile! This class will give you the chance to see just what they can do. Nancy has numerous samples to share. The project you do will be your personal choice. You can sign up at our January Resource Day. Nancy will have a supply list available.

Our program for the March meeting will be a reprise of last year's popular Saturday Sampler. If you have a nifty technique or skill that you would like to share, please let Martha or me know.

In April, our guest speaker will be **Dianne Stevenson of Burnaby**, CQA Teacher of the Year for 2010. I hope that her spring visit will be a prelude to a class in the fall.

I hope that you have had some quilting time since November. I am looking forward to seeing lots of newly completed UFOs!!!! Don't forget the Challenge is on-going until May.

Looking forward to our next get-together,
Jeannette Lucas

Youth Art Quilt Classes

Where: Sew Easy in Trail Bay Mall

When: Mondays and Tuesdays after school
3:30 to 5:00 pm

Starting: January 10 and 11, 2011

Cost: \$25.00 for the six weeks.

Register: Anne at 604-885-9233

**Please pass along to any youth quilters you know and feel free to volunteer with us after school.

**If there is an interest in Gibsons at Carola's, we could set that up as well. Just let us know.

Anne and Rojean

604-885-9233 and 604-885-5000

CALENDAR OF EVENTS

- March 19-20, 2011: A Celebration on Quilts – Timberlane Quilters' Guild, Dwight Hall, Powell River
Contact: Gail Werner – gowerner@telus.net
- March 25 – 27, 2011: Quilts Along the Shore – Westshore Quilters' Guild, Victoria
www.westshorequiltersguild.com
- May 21 – 23, 2011: Empire Days Quilt Show – Comox Valley Schoolhouse Quilters, Buchanan Hall, Cumberland Cultural Centre, www.schoolhousequilters.com
- May 24, 2011: May 28, 2011: CQA/ACC - “*Quilt Ontario*” - London, Ontario 2011
www.canadianquilter.com/events/quilt-canada-2011
- June 10-11, 2011: Quilts in the Valley – Abbotsford Quilters' Guild, Tradex Centre, 1190 Cornell Street, Abbotsford, www.agg.tripod.com
- July 2-3, 2011: Quilt Show – Sunshine Coast Quilters' Guild, Gibson Recreational Centre, Gibsons, Contact: Fay Bullock – creekquilter@eastlink.ca

BUS TRIP REPORT

There are still some spaces on the bus for our trip to Puyallup. We will be leaving on Friday morning, March 4th and returning on Sunday afternoon, March 6th. We will be asking for a \$50.00 non-refundable deposit for this trip at the January Resource Day. Those coming will require a current passport and medical travel insurance.

Sharon Roye - Bus Trip Chairman – 604-885-4168

DO YOU WANT TO SEE MY QUILT
at the next NATIONAL JURIED SHOW?

By Lily Lam, Susan Purney Mark and Bonnie Voice

We all enjoy showing off our work. We can feel a heartwarming glow when our friends applaud our efforts. However, how many of us take advantage of the annual *National Juried Show* offered by the Canadian Quilters' Association and participate?

The CQA/ACC's *National Juried Show* is a unique opportunity for Canadian quilters to share our common passion. Showcasing a selection of excellent works each year, mostly Canadian, the show features unique Canadian talents for all to see. This annual event is made possible by the team of volunteers at the hosting city who put in hours of work to organize and to take care of all the details to ensure a beautiful show with the dedicated support of the Board of Directors of the CQA/ACC.

The *NJS* presents an excellent show each year because: quilters offer to share their pride and joy by answering the Call for Entry, the jury team faces tough decisions when selecting the best entries for inclusion, often based on limited information and the judging team examines each and every selected entry for the show in order to highlight several outstanding pieces as winners. Along the way, many tough decisions are made.

We were the three lucky members of the judging team at the 2010 *NJS* held at the TELUS Convention Centre in Calgary, Alberta. We considered ourselves very lucky for several reasons, not the least of them being the excellent quality of the entries selected, the thoughtfulness of the hosting team and the efficient support provided by the scribes and helpers. We enjoyed the two full days working together, sharing our points of view, trying our best to provide useful feedback to each and every participant. We were privileged to view the *NJS* from a unique angle, providing us with some insights that we think are worth sharing with our readers.

Considering the number of quilters in Canada, the general calibre of skill and talent known to us, let us consider the total number of entries received each year in response to the Call for Entry for the *NJS*. We conjecture that it is not enough. The question, therefore, is why?

- The *NJS* is not for me.
 - My quilt is not good enough.
 - It will not be accepted.
 - I do not want to be judged.
 - I will never win, so I will just be wasting my money and effort.
- Let us take these hypothetical answers one by one.-

Page 2, continued:

The NJS is not for me

But of course it is. To quote the mission statement of CQA: "Formed in 1981, the aims and objectives of the Canadian Quilters' Association / Association canadienne de la courtépointe are:

- To promote a greater understanding, appreciation, and knowledge of the art, techniques, and heritage of patchwork, applique, and quilting
- To promote the highest standards of workmanship and design in both traditional and innovative work
- To foster cooperation and sharing among quilt makers across the country."

The **NJS** is an annual event established to enable this vision. As members of this association, it is our right, responsibility and privilege to contribute to the fulfillment of the common vision.

My quilt is not good enough

First, each quilter has to make this decision for herself. Theoretically, any quilt that is made with care, that is finished and that answers to the rules of the competition is good enough to enter. To participate in any show takes courage and an investment on your part. This applies equally with the **NJS**. However, by crossing the threshold by making the decision to participate, you are declaring to the world that you take pride in your achievement and you like to share your pride and joy with others. You have promoted yourself to the rank of **NJS** participants. Your candidacy will earn you, at the very least, useful feedback about your work that may influence your future direction in quilting.

It will not be accepted

First of all, your quilt will definitely not be shown at the **NJS** if it is not entered. By participating, your quilt stands an equal chance at receiving fair and critical appraisal from the jurors. Whether or not it will make the cut at the **NJS** depends on several factors, some of which actually depend on you.

The jury team accepts the task of selecting from among submitted entries the best quilts for inclusion at the **NJS**. They are given guidelines and quotas. The guidelines are public knowledge. The quotas depend on the capacity of the exhibition facility of the particular show as well as the distribution of the numbers of entry in each category. The jury team evaluates each submitted proposal within a category by considering the information provided by the entrant, the photo images and artist statement describing the work. Based on what they can see or read, the applicable rules and the quotas set, they recommend the best selection in their educated and combined opinions for inclusion. They provide feedback in the form of critiques for the rest of the entries that unfortunately must be released.

Page 3, continued

You win a chance to be part of a great show by sending in your entry. If you receive an invitation, that will be welcome news. Congratulations. Now you must take care to prepare your piece carefully for shipment. If you plan to attend the **NJS**, look forward to having a great time sharing with kindred spirits. If, unfortunately, the response you receive is “regret”, well it is not the end of the world. Seasoned show exhibitors will tell you, they too have received their share of disappointments.

It is unavoidable that some excellent work may not make a selection. It could be that a quilt had to stand against extremely tough competition. It could be that the category in which it was placed was very popular and the quota was limited. It could also be that the category for which it was submitted was not suitable. The quality of the images provided may have prevented the jurors from getting a good appreciation of the actual quilt. It may also be that, despite the best efforts of its maker, there is obvious room for improvement that an impartial observer with a fresh pair of eyes can pick out.

It is important not to take things personally. Put the critiques aside and return to it after a cooling off period. When you are ready, sit back, make yourself comfortable, and take another honest look before dismissing the whole thing. You may or may not agree with the critiques you received, but there will always be useful insights for the seeker. Even if it is a deep conviction that your quilt is a gem and the **NJS's** loss, it is a gain for the effort you took. Jurors are entitled to their opinions and honest opinions are hard to come by. Remember, jurors work under specific constraints and their decisions can only be based on what they can observe.

Now that you have done this round, you can look forward to doing it again. Build on your past experience, enter other works next time, give them a good run for the money and make them work for you.

I do not want to be judged

Do you enter your guild or local shows? Do you show your work to friends or family? Every time your work is displayed it is being judged and evaluated by others. When you visit a quilt show and walk around viewing all the quilts are you not thinking or saying “I wonder why she chose blue for the applique?” or “Look how wonderful the quilting stitches are!” By entering the **NJS** you are saying that your work is worthy of being seen and enjoyed by others and it is a progression of your abilities as a quilter. The judging component of the **NJS** is not about saying a quilt is “good or bad”; it is about growth and encouragement of our skills.

I will never win, so I will just be wasting my money and effort

Every participant is a winner. Your winning increases if your quilt has been juried into the actual show. You become part of the select few who will be wearing Exhibitor ribbons at the annual **NJS** opening night. Your work will appear in the printed catalog for all to see.

However, there are more intangibles to be won.

Before the show opens to the public, your quilt has been appraised carefully by the team of judges for its merits. Each quilt is reviewed by critical eyes (3 pairs). Individual and impartial considerations are given separately and in consultation by the judges regarding its effectiveness in visual impact, success in achieving stated intention, as well as details in technique application and workmanship. Honest and helpful feedbacks are provided. Again, you may not agree with the judges point of view and that is quite alright. The feedback represents educated and impartial points of view and is given with helpful intentions. It represents a valuable experience money cannot buy.

To receive an award at the prestigious **NJS** is, of course, a special honour to look forward to, the icing on the cake. Just to see your work hung with care, shoulder to shoulder with other worthy works, in a hall milling with appreciative viewers, many of whom share your passion, makes it all worth the trouble. The recognition you win is something that defies measure.

Make the NJS your show too

One of the most interesting aspects of the **NJS** in Calgary that we noticed as judges was the encouraging number of first time entries. This trend showed us that quilting is vibrant and growing within Canada and that many quilters are devoted and serious artists who wish to celebrate their love and passion for their chosen medium. The CQA/ACC Quilt Judge Certification Program, introduced in recent years, is a significant step towards ensuring continued advancement of quilting in Canada. We can anticipate a growing resource of professional knowledge and quilt connoisseurs to contribute to further enjoyment of our favourite pastime. This also predicts that juried and judged quilt shows are becoming more accepted as the norm, not just for national shows such as the **NJS**, but also at regional and local shows. It is in our interests to encourage and support these trends. Let us encourage you to be players in the building process for high quality quilting and excellence for the future. Participate and show us your best efforts.

Reproduced with permission of CQA/ACC and the authors.

Why I Entered A Judged Show

When I first attended a quilt show with a “Judged Section” I was in awe. I thought that the participants were very brave to have someone judge their piece. I thought all the quilts, both Traditional and Innovative, were lovely and wondered what the judge would say about some of the quilts that I had truly admired.

When we get the “Call to Enter” from our guild what do many of us do? We immediately start looking at the recently finished (or started) quilts and then decide that our work is not good enough for others to see. Who are these others that we don't want seeing our quilts? Are they our friends, our family? That can't be right because we always show our latest accomplishments to our family and friends, particularly friends of the quilting variety. They usually ooh and aah at our work and praise us and make us feel good. So the others we refer to must be strangers and why don't we want these strangers looking at our quilts? Will their comments be rude, caustic or awe inspiring. We may never know and it doesn't matter. However, we do need to know how well we are doing in our chosen craft. A judge may be the answer.

When I finally became brave enough to enter a judged show I picked a small piece of work that I truly loved. I knew there were lots of mistakes, but I still loved the piece. For me, whatever the judge wrote would not detract from my feelings for this small quilt. It was time for me to be assessed by a qualified judge who had taken various courses to allow her to look at my work and let me know where I needed to improve. I wasn't concerned about what she thought of me, since she didn't know me and we might never meet. Her comments would be in a sealed envelope for my eyes only. I knew the judge would be knowledgeable about all the methods I had used, design principles and colour theories. Her comments and suggestions would be based on her training and I knew I would come away from the event with encouraging words and constructive criticism giving me an opportunity to stretch my skills and allow me to move forward in my quilting and apply the new knowledge to my next quilt.

This year, when you decide what quilt you will enter in our guild's quilt show, maybe you should consider the judged section. You will receive the encouraging words, the constructive criticism and positive suggestions to make you a better quilter. Don't be satisfied with your present level. Be excited about improving and learning more about your craft.

Support your Guild by entering a quilt in our quilt show in July. See you there!

Eryl Shindel

Note from Editor: The following article has been submitted by Marilyn Fuller, CQA Rep. for this issue of the newsletter.

Quilts of Valour, Canada – New Vancouver Island Contacts

I was talking with Debby Gray of Vancouver regarding “Quilts of Valour – Canada” and discovered that she is the only contact for the whole province of British Columbia. What a huge job! After much discussion and thinking about this program for many months, Judi McCallum and I decided to be the contacts for Vancouver Island. We have received two quilts already thanks to Maureen and Betty who have been strong supporters of this program for quite some time. We also have two more quilts from Helen in Central Island. What a great start!

After a discussion with a Veteran about the program, he gave me a big hug and cried on my shoulder. He didn't know that anyone would take so much time, so much thought, and so much care to make something so beautiful for someone like him, who was just doing his job.

INFORMATION FROM THE QoV-Canada Brochure

QoV Canada started with the delivery of quilts in early 2006 to three soldiers in Edmonton recovering from their injuries sustained in Afghanistan. By mid 2009 quilters across Canada have made over 400 quilts for our soldiers. These quilts continue to be presented to our military personnel injured in the line of duty. Quilting contacts have been organized across Canada to receive your completed quilts. These quilters are connected with our military contact who are able to distribute the quilts to our soldiers.

Quilters, whether working on their own or with Guilds and friends can use Quilts of Valour – Canada as a means of getting their quilted hugs to our brave men and women.

QUILT REQUIREMENTS

- Minimum size is 50” x 60”, maximum size approximately 72” x 96”.
- Fabrics must be good quality 100% cotton. This includes flannel.
- There is no set pattern required for the quilts, but do consider a Canadian theme. Including the Maple Leaf motif.
- The backing fabric should also be 100% cotton, including flannels. Coordinating the quilt backing to the quilt top is not essential, but does always look more presentable.
- Please label your quilt.
- Quality in workmanship is a must. Keep in mind these quilts may take extensive use, and frequent washing.
- It is encouraged to include a self-addressed stamped postcard from the quilter or Guild to allow for the acknowledgement of the delivery of the quilt.
- May also include a letter of comfort and support to go with the quilt.
- Quilt tops are also accepted. They will be passed along to a volunteer who can finish the quilt.

If you would like more information about the QoV – Canada program please let me know. Contact Marilyn Fuller at 250 478-2191 or busybear@shaw.ca

CQA submission for Guild Newsletters January 2011

I hope you all had a lovely Christmas Season. January, no doubt, finds you picking up the pieces of projects abandoned over the holidays, as I am doing.

Reminders for the New Year include:

Trend-Text Challenge

Get a package of 5 fat quarters for \$20 (members) or \$25 (non-members) and enter this national challenge and fund-raiser for CQA. (If you already have a kit, you may order another after Jan.1st)

- See the fabrics at: http://www.trendtextfabrics.com/?p=sec_32
- Challenge Rules and Order forms: <http://www.trendtextfabrics.com/images/pdf/CQAACC-2011-CHALLENGE/PDF000.pdf>
- Entry forms for your completed Challenge quilts: <http://www.canadianquilter.com/pdf/2011-trend-text-quilters-challenge.pdf>
- See last year's winners at : <http://www.canadianquilter.com/photo-gallery/trend-text-quilters-challenge-2010.php>

Quilt Ontario

Juried Show, meetings and classes, in London Ontario May 24-28, 2011. Classes still available. Get all the info, Juried show entry and class and event registration forms at:

<http://www.canadianquilter.com/events/quilt-canada-2011.php> This is a world-class quilting event, and a great excuse to visit lovely southern Ontario and meet enthusiastic quilters. Hope to see you there!

Barb Round 250-923-0739
CQA BC Coastal Regional Rep.

bccorep@canadianquilter.com or cqa.bccorep@gmail.com

QUILT SHOW 2011 REPORT

Plans are well under way and to have "Volunteer" sign-up sheets available at the March Resource Day. The membership is encouraged to provide quilts for display, as the venue is large. It would also be appreciated if members would submit a piece of their quilting for the Judged Show.

There will be a "Heritage" section, so if any members have "Heritage" quilts it would be very much appreciated if they would be willing to display them.

We are planning to enter the Canada Day parade again this year and would like to see as many quilters as possible. We would also like to be able to display all the Satellite group banners in the parade. If you have any questions or are able to volunteer at this time please contact Fay by email or phone me at 604-740-8151.

Thank you, Fay Bullock (Quilt Show 2011 Chair)

NOTE FROM CHARITY QUILTS COMMITTEE :

As we donate charity quilts from our various quilt guilds in the SCQG, please remember to let your Guild rep to the SCQG know what quilts you've donated and where they went. The SCQG only needs to know those two pieces of information, as this is the way funds are transferred into the SCQG as needed. There is no need to change anything about the way your guild is handling the quilts it donates.

Just let Penny Connell or Lynda White know what you've donated, and to whom. We will price the items according to the guide we've printed in the October Newsletter, as follows:

- | | | |
|----|----------------|-------------------------|
| 1. | Placemats: | \$6.00 |
| 2. | Baby Quilts: | \$80.00 |
| 3. | Lap Quilts: | \$100.00 |
| 4. | Twin Quilts: | \$150.00 |
| 5. | Double Quilts: | \$300.00 |
| 6. | Wall Hangings: | on an individual basis. |

We follow the standards the SCQG has adopted:

- quality materials (not polyester, worn materials, etc)
- competent workmanship
- aesthetically pleasing designs and colour palettes

This year, the SCQG has also committed to making a gender-neutral baby quilt for the New Year's baby born at St. Mary's Hospital. Other suggestions we would like to honour are: To give theme placemats to Meals on Wheels once or twice this year for their clients; To replace wall hangings at Care Facilities, Victims' Services, etc. If you have other suggestions for donors, please let Lynda or Penny know.

Penny: beadyeye@telus.net

Lynda: lyndajanewhite@telus.net

Notes from Linda Kummer (Editor):

Organizers of Quilt Ontario are requesting that Guild members sew a "**Leaf Bowl.**" The pattern, along with instructions, are available on the SCQG website. For those members who do not have computer, there will be some copies of this pattern available on January Resource Day. The leaf bowls must be sent to Ontario by April 2011.

In February, Sybil Seel will be doing the newsletter for me. Please send any reports or articles of interest to her. I am also looking for a **volunteer** to help me with the newsletter. It's not too difficult a task for someone who has some computer skills and is able to move around fairly easily in Open Office and/or Microsoft Word.