

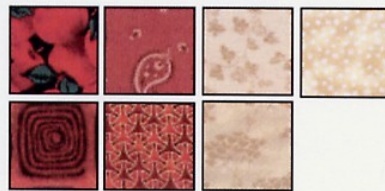
Split Nine Patch

This makes a 9" block!

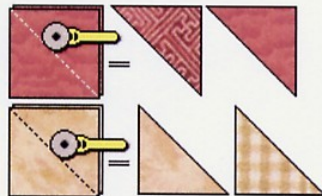


Please abide by the Terms and Conditions of use! :o)

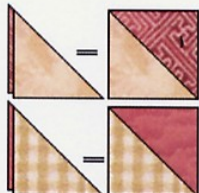
** Preparing the Pieces and Sewing the Block **



Each block needs four different DARK 3-1/2" squares, and three different LIGHT 3-1/2" squares



You also need two different DARK + LIGHT 3-7/8" squares. Stack these and cut them in half once on the diagonal to make half square triangles (hst). You only need two dark and 2 light triangles for a block...



Sew light hst's to a dark hst's, using a scant 1/4" seam to make two half squares. Press each to dark side. Trim to measure 3-1/2" if needed...

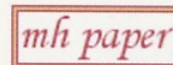


Lay out your squares and half squares as shown at left. Sew three horizontal rows. Join the rows to complete the block! :o)

...on to Page 2!

© April 6 2005 Marcia Hohn

Traditional Block



<http://www.quilterscache.com>